

DGOZ-USI-6 - RAPIX DALI-2 Universal Switch Input

With 6 Inputs and Application Controller

Suitable for direct connection to a DALI line for switching, dimming, timing, voltage-free sensors, group and scene control and similar functions.

Product summary and capabilities

This Universal Switch Input acts as an input device, powered directly from the DALI line. Each of the inputs by default operates with push-button switches, but can easily be configured to work with absolute inputs (toggle switches), or the voltage-free output contacts of an Occupancy or Presence sensor.

The Universal Switch Input works with DALI-2 Application Controllers and exposes 6 instances. It can also act as a RAPIX DALI Application Controller and can perform sensing, switching, dimming, timing, group control, scene control and similar functions.

The Universal Switch Input is commissioned using any DALI-2 commissioning software that supports DALI-2 Instance Types 1, 2 and 3. For the higher resilience of RAPIX and to set up the built-in Application Controller, use *RAPIX Addressing* or *RAPIX Integrator* software. These software packages are available at no charge from ozuno.com



Important notes and safety information



WARNING – Electric shock may result in serious injury or death. Follow all warnings in this guide and on the product. Work in accordance with the latest electrical safety practices.

- This Universal Switch Input product is powered only from DALI.
- DALI system wiring is only single insulated from mains. Treat DALI wiring the same as mains wiring.
- Each input connection has no isolation from DALI. Treat these inputs the same as mains wiring.
- **The input connections do not provide any power source. Connect these only to voltage-free (dry) contacts or a switch.**
- **Do not connect any part of the switch input connections to any other power source, or to earth, or to mains line or neutral.**
- There are **no user serviceable parts** inside the Universal Switch Input. Do not attempt to disassemble or operate the product with any covers removed.
- This product is intended for **indoor use only**.

Indicators



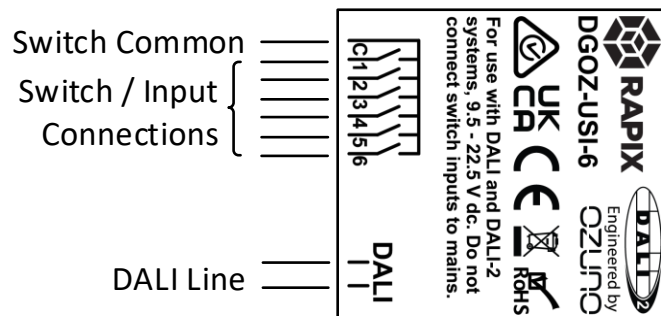
Indicators are visible through the plastic housing, and have these colours and functions:

DALI Activity: A green indicator shows DALI activity. During installation this can be used to verify there is a DALI connection: A green glow with a blink about every 1 .. 2 seconds shows that DALI is connected and is supplying electrical power.

Discovery: A red indicator, along with the green DALI activity indicator, will blink when commissioning software activates the DALI-2 DEVICE IDENTIFY function. This allows physical location of the device if location discovery is needed.






Terminals

The Universal Switch Input has a single common connection, 6 input connections and 2 wires for DALI. These are shown on the product label:



Also included in the box: A common linking wire allows easy connection / looping of the switch common.

Specifications

Property	Specification
Power source	DALI line
Compatibility	DALI and DALI-2
DALI Line Capacity	Connects to 1 DALI line
DALI operating voltage	16 V dc (nominal), operation from 9.5 V – 22.5 V
DALI Line current draw	4 mA (nominal)
Mains tolerance	DALI input is mains voltage tolerant
Connection type	Flying leads terminated by ferrule / crimp
Wire length supplied	300 mm (nominal)
Maximum connection wire length	Up to 50 m per switch input
Allowable input types	DALI-2 Type 1 (Push button switch), Type 2 (Absolute / toggle switch) or Type 3 (voltage free contacts of an occupancy sensor). Changing instance type requires use of DALI Commissioning software and commands, or use RAPIX Addressing or Integrator software.
Indicators	DALI operation: green Identification: red
Ambient operating temperature	0 to 50° C
Ambient storage temperature	-10 to 70° C
Humidity	0% to 95% RH non-condensing
Ingress protection	IP30
Materials	Enclosure – Flame retardant Polycarbonate
Weight	20 g
DALI addresses used	One DALI-2 Control Device Short Address, no Control Gear Short Addresses
RAPIX Application Controller DALI addressing types supported	Control Gear Short Addresses, Group Addresses, Scenes, Broadcast
Additional Addressing Types*	RAPIX Zones, RAPIX Flags, RAPIX Operating Properties
Approvals	    
* RAPIX features and additional addressing types work with other RAPIX products.	

DALI-2 Instances

This product has 6 instances. By default, Instances 0, 1, 2, 3, 4, 5 are DALI-2 Instance Type 1 Push Button.

RAPIX Commissioning software uses a Template programming system, and this will automatically select an appropriate instance type for the desired function. This allows each input to also be used for toggle type Bi-stable Switches (DALI-2 Instance Type 2), or the voltage-free contacts of an occupancy sensor (DALI-2 Instance Type 3).

For other commissioning software or DALI-2 systems: each instance type can be changed by issuing the following command sequence:

Set DTR0 to 0x80

Send twice to the device short address: SET OPERATING MODE (Opcode 0x18)

Set DTR0 to the Instance Type required (value 1, 2 or 3)

Send twice to the device short address and instance number: SET INSTANCE TYPE (Opcode 0x69)

There is no requirement to set the operating mode away from 0x80 after changing the instance type. If the type of an instance is to be changed, this only needs to be done once, at the time of device setup.

At a future time, DALI-2 standards will include certification testing with official support for changing instance types.

Application Controller Features

This Universal Switch Input contains an Application Controller. Available functions include Toggle (On/Off), Dimmer, Timer, Occupancy Sensor, Vacancy Sensor, and many more. Control is possible for DALI Short Addresses, Groups, Scenes, Broadcast and combinations of these.

The Application Controller can be set up using the free RAPIX Addressing or RAPIX Integrator software, available at ozuno.com. A RAPIX USB Interface or Zone Controller is required to connect the commissioning software / PC to the DALI line.

RAPIX Zero-Commissioning: Out-of-box Functions

This product supports RAPIX Zero-Commissioning out-of-box functions. All RAPIX Zero-Commissioning behaviour becomes automatically disabled when any commissioning or setup is made of this product.

RAPIX Zero-Commissioning behaviour for this product will transmit DALI Broadcast commands with behaviour appropriate to the type of input being used:

OUT OF BOX OPERATION TYPE	HOW TO SET UP & RESULTING BEHAVIOUR
NONE	Leave Inputs 5 and 6 unconnected.
PUSH BUTTON ON / OFF / DIMMING (DALI-2 Instance Type 1)	Push Button On/Off and Dimming Connect the push button to COMMON and INPUT 1. Connect COMMON to INPUT 6. Leave INPUT 5 unconnected. Result: Push / Release to broadcast ON/OFF. Push and hold to DIM UP/DOWN. Release to terminate the dimming.
TOGGLE SWITCH ON / OFF (DALI-2 Instance Type 2)	Switched ON/OFF Connect the mechanical toggle switch to COMMON and INPUT 1. Connect COMMON to INPUT 5. Leave INPUT 6 unconnected. Result: Switch OPEN (or set to OFF position) transmits DALI OFF. Switch CLOSED (or set to ON position) transmits DALI ON at MAXIMUM.
MOTION SENSOR ON / OFF WITH MOTION AND TIMEOUT (DALI-2 Instance Type 3 with default broadcast transmission)	Switched ON/OFF with Timer Connect the sensor relay contacts to COMMON and INPUT 1. Connect COMMON to INPUT 5 and INPUT 6. Result: Motion detected: Transmits DALI ON at MAXIMUM. After 15 minute timeout: Transmits DALI OFF. If DALI OFF is seen from another unit (eg switch) then a 15 second exit delay is used – during that time the motion sensor will be ignored. Multiple sensors can be used on the same line. A switch can also be used on the same line.

Standards and compliance

The product is designed to meet/exceed the following Australian and International standards:

EMC and Electrical Safety Frameworks and Standards

EN 55015:2013+A1:2015
 AS/NZS CISPR 15, AS CISPR 15:2017
 EN 55032:2015, AS/NZS CISPR 32:2015
 EN 61347-2-11:2001 /A1:2019
 EN 61347-1:2015
 AS/NZS 60950.1

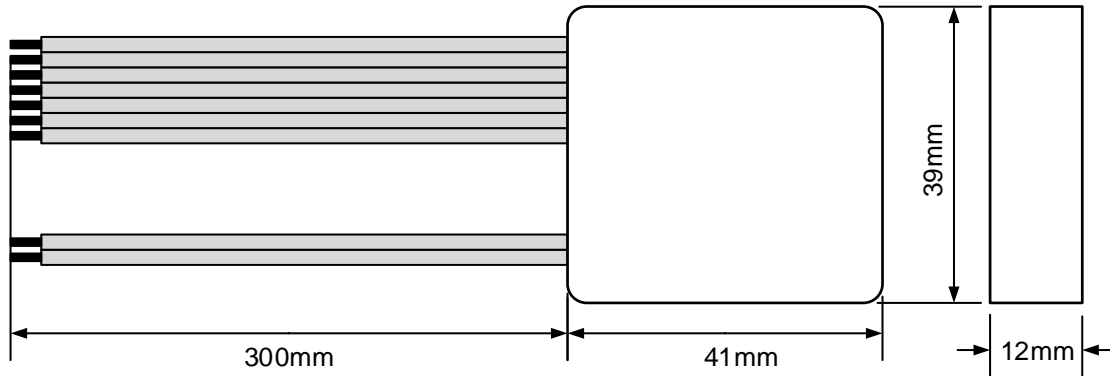
DALI Standards and Compliance

IEC 62386-101 Ed 2 (DALI-2)
 IEC 62386-103 (DALI-2 Control Devices)
 IEC 62386-301 (Certified), -302, -303 (All tests pass, not certified)

EU Directives

2014/35/EU Low Voltage
 2014/30/EU Electromagnetic Compatibility (EMC)
 2015/863 Restriction of Hazardous Substances (RoHS) in Electrical and Electronic Equipment

Product dimensions



Warranty

This product has a TWO YEAR warranty against manufacturing defects. The warranty applies from the date of purchase.

Refer to [ozuno.com](https://www.ozuno.com) for the full conditions for warranty and returns process. A summary of the process:

1. Contact the seller of the goods, or in their absence contact Ozuno to request a return goods authorisation.
2. When a return is authorised, the goods must be returned to Ozuno at the owners expense for technical evaluation.
3. The warranty claim will be evaluated by Ozuno and accepted if the goods are found to be faulty, or rejected if the fault was caused by conditions beyond the responsibility of Ozuno. Considerations of installation, removal, return, freight and testing are not the responsibility of Ozuno.

The Australian Consumer Law requires the inclusion of the following statement with this Warranty:

Our goods come with guarantees that cannot be excluded under the Australian Consumer Law. You are entitled to a replacement or refund for a major failure and for compensation for any other reasonably foreseeable loss or damage. You are also entitled to have the goods repaired or replaced if the goods fail to be of acceptable quality and the failure does not amount to a major failure.

Ozuno Trading Pty Ltd (Ozuno) reserves the right to alter the specifications, designs or other features of any items and to discontinue any items at any time without notice and without liability. While every effort is made to ensure that all information in this user and installation guide is correct, no warranty of accuracy is given and Ozuno shall not be liable for any error.

Trademarks

RAPIX is a trademark of Ozuno Holdings Limited.

DALI and **DALI-2** are trademarks of the Digital Illumination Interface Alliance.

Identified trademarks and copyrights are the property of Ozuno Holdings Pty Ltd unless otherwise noted.

© Copyright

This guide is copyright to Ozuno Holdings Pty Ltd. Except as permitted under relevant law, no part of this user and installation guide may be reproduced by any process without written permission and acknowledgement to Ozuno Holdings Pty Ltd.

Sales: Ozuno Trading Pty Ltd
ABN: 96 621 194 483

Contact

Technical Support: support@ozuno.com

October 2023



Item 14-19-506-501-05