

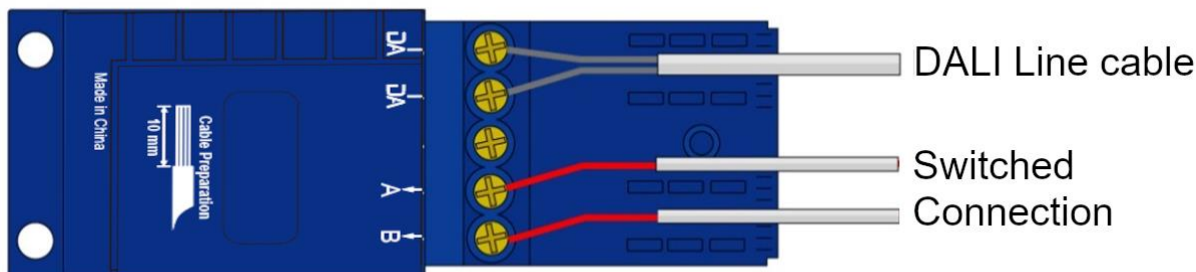


<b>Order Codes</b>	DGOZ-LPVFR-11
<b>Overview</b>	<p>This Low Power Voltage Free Relay is a solid-state relay switching device for use on DALI or DALI-2 systems. This relay has full compliance with DALI-2 Device Type 7 (Switching Function) and includes support for the optional up/down switching thresholds.</p> <p>The switching terminals are voltage-free, and support interfacing to external systems that need relay connection, as well as ac and dc switching up to 1 A.</p> <p>The relay includes a large area for terminating all 1.5 mm<sup>2</sup> or 2.5 mm<sup>2</sup> double insulated cables (for example, load cables and DALI cables).</p>
<b>Features</b>	<p>General purpose load switching (ON and OFF) via received DALI commands.</p> <p>Draws only 2 mA from the DALI line.</p> <p>Suitable for ac and dc loads up to 1 A, including all lighting load types and lower power motors such as exhaust and ceiling fans.</p> <p>For ac loads, performs zero-crossing switching to minimise stresses in the load and reduce inrush currents.</p> <p>Can be used with SELV and dc loads up to 24 V dc.</p> <p>Suitable for low power / low current voltage-free interface functions wherever an isolated relay contact is required.</p> <p>Includes over-temperature, overload and short circuit protection.</p> <p>DIN rail mounting bracket is included.</p> <p>Fits through common downlight holes.</p> <p>Uses a single DALI Short Address; can be including in up to 16 DALI Group Addresses and/or up to 16 DALI Scenes.</p> <p>DALI Short Address, Group Addresses and DALI Scenes are configured using RAPIX Addressing or RAPIX Integrator software. Can also be commissioned using other DALI commissioning software that supports DALI Device Type 7.</p> <p>Complies with DALI-2 standard IEC 62386 and Device Type 7 (Switching Function).</p>
<b>Typical Applications</b>	Commercial & Industrial buildings, Education Facilities, Health care facilities, Hotels, Warehouses, Homes.








**Connections**

The Low Power Voltage Free Relays is connected to DALI, which supplies its power and commands.

The load connection must maintain suitable physical separation, as required by wiring regulations and the load type.



**Compatible Load Types**

Symbol	Load Type	Comment
	LED Lamps / Drivers	100 V – 240 V ac, up to 1 A. All lighting load types - <b>including non-dimmable lighting loads and loads marked not suitable for electronic switches.</b>
	Electronic Transformers	
	Standard Iron-Core Transformers	
	Toroidal Iron-Core Transformers	
	Incandescent	
	CFLs	
	Motors	100 V – 240 V ac, up to 1A. Exhaust fans & Ceiling fans
	DC general purpose switching	0 – 24 V dc, general purpose
	DC signal interfacing from DALI	0 – 24 V dc, Voltage-free / Dry-contact equivalent function

**Incompatible Loads and Operations**

Switching with voltages between 24 and 100 V, ac or dc.

**Mounting**

Surface mounting by 2 x 6 mm holes.

DIN rail mount using the supplied adaptor bracket.

**Specifications**

Parameter	Specification
Compatibility	DALI and DALI-2
Power source	DALI line
DALI operating voltage	16 V dc (nominal), with suitable operation from 9.5 V – 22.5 V
DALI line current draw	2 mA (nominal)
Mains tolerance	DALI input is mains voltage tolerant
Connections	Screw terminal: up to 2 x 2.5 mm <sup>2</sup> per terminal or up to 3 x 1.5 mm <sup>2</sup> per terminal
DALI – Output Isolation	> 1500 V
Relay Terminals Polarity	Non-polarised
Output terminal switching technology	Solid-state
ac switching voltage range	100 – 240 V ac, 50-60 Hz with zero-voltage switching 0 – 24 V ac, 50-60 Hz without zero-voltage switching
dc switching voltage range	0 – 24 V dc
dc de-rating	Not required
Maximum load	1 A (ac or dc)
Maximum Inrush current	6 A for ac and dc applications
AC off-state leakage current	≤ 0.1 mA rms at 240 V ac
dc off-state leakage current	≤ 5 µA at 24 V dc
dc off-state resistance	≥ 5 MΩ
dc on-state resistance	≤ 1Ω
Zero voltage switching	YES – 100 – 240V ac only
Thermal overload protection	YES – auto restart
Overload cut-out protection	YES – with manual restart: Switch off and then on with DALI commands
Short Circuit cut-out protection	YES – with manual restart: Switch off and then on with DALI commands
Ambient operating temperature	0 to 60° C
Ambient storage temperature	-10 to 70° C
Humidity	0% to 95% RH non-condensing
Ingress protection	IP20
Materials	Enclosure – Flame retardant Polycarbonate, UL 94V-0
Weight	80 g

**Standards & Compliance**

EN 61347-1, AS/NZS 61347.1  
EN 61347-2-11, AS/NZS 61347.2.11  
IEC/EN 60669-2-1, AS/NZS 60669.2.1  
IEC/EN 61000-3-2, -3, AS/NZS 61000.3.2, .3  
IEC/EN 61000-4-2, -3, -4, -5, -6, -8, -11  
EN 61547  
IEC/EN 55015, AS/NZS CISPR 15, AS CISPR 15

**DALI Standards and Compliance**

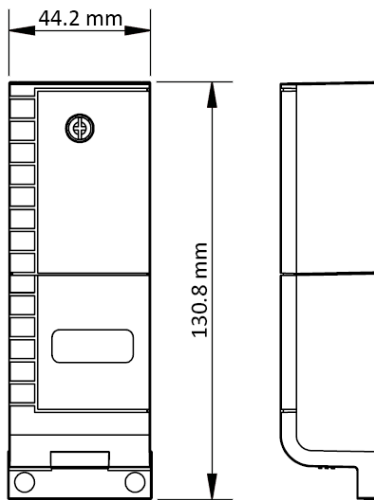
IEC 62386-101 Ed2 (DALI-2)  
IEC 62386-102 Ed2 (DALI-2)  
IEC 62386-207 Ed1

**EC Council Directives**

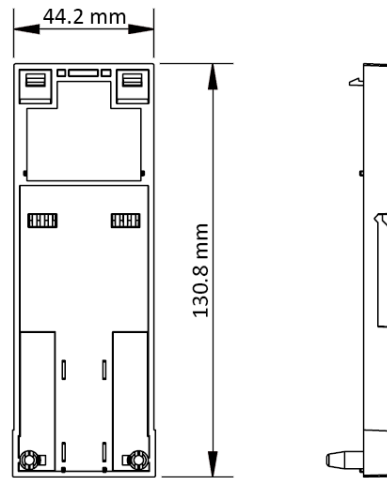
2014/35/EU Low Voltage  
2014/30/EU Electromagnetic Compatibility (EMC)  
2015/863 Restriction of Hazardous Substances (RoHS) in Electrical and Electronic Equipment



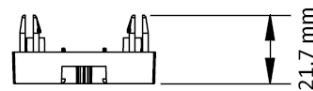
**Dimensions**



*Low Power Voltage Free Relay*



*DIN Mounting Bracket*



**Contact Information**

Web [www.ozuno.com](http://www.ozuno.com)  
 All Enquiries +61 8 8362 7584 [sales@ozuno.com](mailto:sales@ozuno.com)

**Ozuno Trading Pty Ltd**

ABN: 96 621 194 483

This product includes a **TWO-YEAR WARRANTY** against manufacturing defects.

**RAPIX** is a trademark of Ozuno Holdings Pty Ltd.

**COPYRIGHT** © 2021-2023 This document is copyright by Ozuno Holdings Pty Ltd. Except as permitted under relevant law, no part of this data sheet may be reproduced by any process without written permission of and acknowledgement to Ozuno.

**DISCLAIMER.** Ozuno Holdings Pty Ltd (Ozuno) reserves the right to alter the specifications, designs or other features of any items and to discontinue any items at any time without notice and without liability. While every effort is made to ensure that all information in this Data Sheet is correct, no warranty of accuracy is given and Ozuno shall not be liable for any error.

**TRADEMARKS.** The identified trademarks and copyrights are the property of Ozuno Holdings Pty Ltd unless otherwise noted.

13-19-512-001-02 September 2023